

FLOQSwabs[®]

Better Specimen Collection Better Diagnostics



Copan
innovating together



COPAN FLOQSwabs® consist of molded plastic applicator shafts with tips (in varying dimensions) coated with Nylon® fibers, creating a thin absorbent layer allowing for quick sample uptake and elution of more than 90% of the sample.¹ The unique swab design ensures the most effective specimen collection to expand downstream testing capabilities.²



Superior sample collection

FLOQSwabs® have no internal core to trap the sample, allowing rapid absorption and ensuring fast and complete specimen elution.



Designed for multiple collection sites

Various shaft and tip dimensions make FLOQSwabs® an improved alternative to invasive and costly collection procedures.^{4,5}



The perfect partner

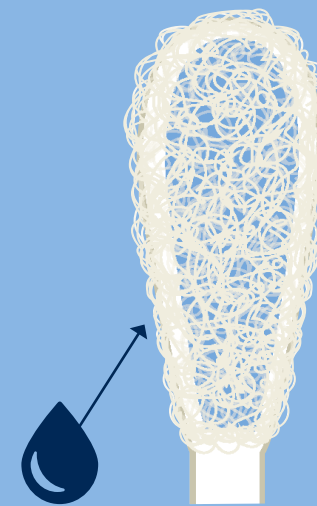
FLOQSwabs® can be paired with different bacteriology and virology transport media, expanding compatibility with countless downstream assays.^{2,3,6-10}



Why Flocked?

Traditional Fiber Swab

Yards of fiber wrapped around applicator




Sample is trapped in swab fibers

One swab for one test

FLOQSwabs®

Nylon® fibers are applied to applicator using a proprietary flocking process



Sample stays on the surface efficiently eluting on contact with transport media

More than **90%** of sample available for testing¹

How many tests from one sample?

Multiple aliquots for various tests⁶⁻¹¹

Patent Information

US 8,317,728 8,114,027 8,979,784 9,011,358 13/657,949 16/448,398 9,173,779 14/448398 10,327,741 | EP1608268 | JP4579902 | AU2004226798 | CA2,515,205 | NZ541560 | SG170654 | CNZL200610099310.9

Ordering Information

FLOQSwabs® are available with various tip sizes and breakpoints to be used for various applications.

All FLOQSwabs® are packaged sterile and come in boxes of 100 pieces, 10 boxes to a case, unless otherwise noted.

FLOQSwabs® in Peel Pouch









Cat. No.	Product	Break Point	Commonly Used For
519CS01	REGULAR	100 mm	Nasal, throat, vaginal, groin, axilla, rectal, wound, buccal, stool
502CS01	REGULAR	80 mm	Nasal, throat, vaginal, groin, axilla, rectal, wound, buccal, stool
520CS01	REGULAR	30 mm	Nasal, throat, groin, axilla, wound, buccal, stool
5U060S01	REGULAR	N/A	Nasal, throat, vaginal, groin, axilla, rectal, wound, buccal, stool
518CS01	MINITIP	100 mm	Urethral, nasal, pediatric
501CS01	MINITIP	80 mm	Urethral, nasal, pediatric

FLOQSwabs® in Peel Pouch









Cat. No.	Product	Break Point	Commonly Used For
525CS01	ULTRA-THIN MINITIP	80 mm	Urethral
503CS01	FLEXIBLE	100 mm	Nasopharyngeal
534CS01	FLEXIBLE	NA	Nasopharyngeal
516CS01	MINI FLEXIBLE	100 mm	Neonatal
535CS01	MINI FLEXIBLE	NA	Neonatal
511CS01*	CONE-SHAPED	80 mm	Endocervical
570CS01*	L-SHAPED	80 mm	Endocervical
5U053S01*	FINE TIP	80 mm	Endocervical, stool
56380CS01	LONG CONTOURED WITH STOPPER	80 mm	Mid Turbinate
56780CS01	CONTOURED WITH LOW STOPPER	80 mm	Mid Turbinate
56750CS01	SHORT CONTOURED WITH STOPPER	50 mm	Mid Turbinate

* Packaging: 500 pcs (10 boxes of 50 pcs in a case)

FLOQSwabs® in Tube

Cat. No.	Product	Break Point	Commonly Used For
519C	REGULAR 	100 mm	Nasal, throat, vaginal, groin, axilla, rectal, wound, buccal, stool
552C	REGULAR 	80 mm	Nasal, throat, vaginal, groin, axilla, rectal, wound, buccal, stool
520C	REGULAR 	30 mm	Nasal, throat, groin, axilla, buccal, stool
5U032S	REGULAR 	N/A	Nasal, throat, vaginal, groin, axilla, rectal, wound, buccal, stool
5U085S	REGULAR 	N/A	Nasal, throat, vaginal, groin, axilla, rectal, wound, buccal, stool
5U041S	REGULAR 	N/A	Nasal, throat, vaginal, groin, axilla, rectal, wound, buccal, stool
5U002S	REGULAR WITH LOW STOPPER 	80 mm	Rectal, entrics
528C	LARGE TIP WITH STOPPER 	N/A	Buccal

FLOQSwabs® in Tube

Cat. No.	Product	Break Point	Commonly Used For
52980C	CONE-SHAPED TIP 	80 mm	Endocervical, vaginal
518C	MINITIP 	100 mm	Urethral, nasal, pediatric
551C	MINITIP 	80 mm	Urethral, nasal, pediatric
553C	FLEXIBLE MINITIP 	100 mm	Nasopharyngeal
534C	FLEXIBLE MINITIP 	N/A	Nasopharyngeal
516C	MINI FLEXIBLE 	100 mm	Neonatal
535C	MINI FLEXIBLE 	N/A	Neonatal
560C	ULTRA-THIN MINITIP 	80 mm	Urethral

Scientific References

1. Copan Group. Data on file - Internal elution studies.
2. Munywoki, P. K., Hamid, F., et al. (2011). Improved detection of respiratory viruses in pediatric outpatients with acute respiratory illness by real-time PCR using nasopharyngeal flocked swabs. *Journal of Clinical Microbiology*, 49(9), 3365–3367. <https://doi.org/10.1128/JCM.02231-10>
3. Copan Italia S.p.A. (2020). FLOQSwabs® in pouch: Product insert & how to use guide (HPC217 Rev.00). Copan Italia S.p.A.
4. Saville, M., Hawkes, D., et al. (2020). *Analytical performance of HPV assays on vaginal self-collected vs practitioner-collected cervical samples: The SCoPE study*. *Journal of Clinical Virology*, 127, 104375. <https://doi.org/10.1016/j.jcv.2020.104375>
5. Misra, A., Speicher, D. J., et al. (2021). *Self-collected oral flocked swabs to measure prevalence of Epstein-Barr Virus antibodies and DNA amongst university students*. *Diagnostic Microbiology and Infectious Disease*, 100, 115295. <https://doi.org/10.1016/j.diagmicrobio.2020.115295>
6. Van, T. T., Cox, L. M., et al. (2017). *Prevalence of Fusobacterium necrophorum in children presenting with pharyngitis*. *Journal of Clinical Microbiology*, 55(4), 1147–1153. <https://doi.org/10.1128/JCM.02174-16>
7. Cleveland Clinic Laboratories. (2024). *Microbiology specimen collection & transport guidelines*. Cleveland Clinic. Retrieved from <https://clevelandcliniclabs.com/laboratory-resources/specimen-collection-transport/>
8. Fontana, C., Favaro, M., & Favalli, C. (2013). *How liquid-based microbiology can change the workflow in microbiology laboratories*. *Advances in Microbiology*, 3(6), 504-510. <https://doi.org/10.4236/aim.2013.36067>
9. Plapp, F. (2014). E Swab Collection System. ClinLab Navigator. <https://www.clinlabnavigator.com/blog/e-swab-collection-system>
10. Chernesky, M., Castriciano, S., et al. (2006). *Use of flocked swabs and a universal transport medium to enhance molecular detection of Chlamydia trachomatis and Neisseria gonorrhoeae*. *Journal of Clinical Microbiology*, 44(3), 1084–1086. <https://doi.org/10.1128/JCM.44.3.1084-1086.2006>
11. Copan Diagnostics Inc. (2007). *ESwab: New liquid-based transport system for microbiology with flocked swabs*. Retrieved from Rapid Microbiology website: <https://www.rapidmicrobiology.com>



These products may not be available in all Countries. Please refer to www.copanusa.com for the most recent version of this document. Always consult product technical documentation for complete information. The use of this product in association with diagnostic kits or instrumentation should be validated by the end user. All trademarks, logos and brand names are the property of their respective owners. ©2024 COPAN Diagnostics Inc. All rights reserved.
Code: FLOQ Brochure_10_2024